

STATEMENT OF APPROPRIATIONS, ALLOTMENTS, OBLIGATIONS, DISBURSEMENTS AND BALANCES

As at the Quarter Ending December 31, 2022

Department : Department of Labor and Employment (DOLE)
Agency/Entity : Professional Regulation Commission
Operating Unit : Regional Office - VI
Organization Code (UACS) : 16 008 0300006

Fund Cluster : 01 Regular Agency Fund
(e.g. UACS Fund Cluster: 01-Regular Agency Fund, 02-Foreign Assisted Projects Fund, 03-Special Account-Locally Funded/Domestic Grants Fund, and 04-Special Account-Foreign Assisted/Foreign Grants Fund)

	Current Year Appropriations
	Supplemental Appropriations
X	Continuing Appropriations


Particulars	UACS CODE	Appropriations			Allotments			Current Year Obligations							Current Year Disbursements					Balances			
		Authorized Appropriations	Adjustments (Transfer To/From, Realignment)	Adjusted Appropriations	Allotments Received	Adjustments (Withdrawal, Realignment)	Transfer To	Transfer From	Adjusted Total Allotments	1st Quarter Ending March 31	2nd Quarter Ending June 30	3rd Quarter Ending September 30	4th Quarter Ending December 31	TOTAL	1st Quarter Ending March 31	2nd Quarter Ending June 30	3rd Quarter Ending September 30	4th Quarter Ending December 31	TOTAL	Unreleased Appropriations	Unobligated Allotments	Unpaid Obligations (15-20)=(23+24)	
																						Due and Demandable	Not Yet Due and Demandable
1	2	3	4	5=(3+4)	6	7	8	9	10=([6+(-)(7)-8+9]	11	12	13	14	15=(11+12+13+14)	16	17	18	19	20=(16+17+18+19)	21=(5-10)	22=(10-15)	23	24
I. Continuing Appropriations		0	16,668,397.80	16,668,397.80	0	7,697,397.80	0	8,971,000.00	16,668,397.80	78,974.44	7,616,684.62	5,863,167.21	3,109,571.53	16,668,397.80	78,974.44	7,381,521.38	6,098,330.45	3,109,571.53	16,668,397.80	0	0	0	0
Agency Specific Budget		0	16,668,397.80	16,668,397.80	0	7,697,397.80	0	8,971,000.00	16,668,397.80	78,974.44	7,616,684.62	5,863,167.21	3,109,571.53	16,668,397.80	78,974.44	7,381,521.38	6,098,330.45	3,109,571.53	16,668,397.80	0	0	0	0
General Administration and Support	1000000000000000	0	1,754,098.70	1,754,098.70	0	1,754,098.70	0	0	1,754,098.70	0	587,826.12	917,678.57	248,594.01	1,754,098.70	0	489,326.58	1,016,178.11	248,594.01	1,754,098.70	0	0	0	0
General Management and Supervision	100000100001000	0	1,754,098.70	1,754,098.70	0	1,754,098.70	0	0	1,754,098.70	0	587,826.12	917,678.57	248,594.01	1,754,098.70	0	489,326.58	1,016,178.11	248,594.01	1,754,098.70	0	0	0	0
MOOE		0	1,754,098.70	1,754,098.70	0	1,754,098.70	0	0	1,754,098.70	0	587,826.12	917,678.57	248,594.01	1,754,098.70	0	489,326.58	1,016,178.11	248,594.01	1,754,098.70	0	0	0	0
Sub-Total, General Administration and Support		0	1,754,098.70	1,754,098.70	0	1,754,098.70	0	0	1,754,098.70	0	587,826.12	917,678.57	248,594.01	1,754,098.70	0	489,326.58	1,016,178.11	248,594.01	1,754,098.70	0	0	0	0
PS		0	0	0	0	0	0	0	0	0	0	0	0	0	0	0	0	0	0	0	0	0	0
MOOE		0	1,754,098.70	1,754,098.70	0	1,754,098.70	0	0	1,754,098.70	0	587,826.12	917,678.57	248,594.01	1,754,098.70	0	489,326.58	1,016,178.11	248,594.01	1,754,098.70	0	0	0	0
FinEx (If Applicable)		0	0	0	0	0	0	0	0	0	0	0	0	0	0	0	0	0	0	0	0	0	0
CO		0	0	0	0	0	0	0	0	0	0	0	0	0	0	0	0	0	0	0	0	0	0
Operations	3000000000000000	0	14,914,299.10	14,914,299.10	0	5,943,299.10	0	8,971,000.00	14,914,299.10	78,974.44	7,028,858.50	4,945,488.64	2,860,977.52	14,914,299.10	78,974.44	6,892,194.80	5,082,152.34	2,860,977.52	14,914,299.10	0	0	0	0
OO : Highly ethical, globally competitive, and recognized Filipino professionals ensured		0	14,914,299.10	14,914,299.10	0	5,943,299.10	0	8,971,000.00	14,914,299.10	78,974.44	7,028,858.50	4,945,488.64	2,860,977.52	14,914,299.10	78,974.44	6,892,194.80	5,082,152.34	2,860,977.52	14,914,299.10	0	0	0	0
PROFESSIONAL LICENSURE PROGRAM		0	13,382,884.97	13,382,884.97	0	4,411,884.97	0	8,971,000.00	13,382,884.97	78,974.44	6,156,777.92	4,458,300.61	2,688,832.00	13,382,884.97	78,974.44	6,156,777.92	4,458,300.61	2,688,832.00	13,382,884.97	0	0	0	0
Processing of applications for licensure examinations	310100100001000	0	3,695,784.97	3,695,784.97	0	3,695,784.97	0	0	3,695,784.97	78,974.44	3,616,810.53	0	0	3,695,784.97	78,974.44	3,616,810.53	0	0	3,695,784.97	0	0	0	0
MOOE		0	3,695,784.97	3,695,784.97	0	3,695,784.97	0	0	3,695,784.97	78,974.44	3,616,810.53	0	0	3,695,784.97	78,974.44	3,616,810.53	0	0	3,695,784.97	0	0	0	0
Preparation of test questions, conduct and rating of licensure examinations	310100100002000	0	9,687,100.00	9,687,100.00	0	716,100.00	0	8,971,000.00	9,687,100.00	0	2,539,967.39	4,458,300.61	2,688,832.00	9,687,100.00	0	2,539,967.39	4,458,300.61	2,688,832.00	9,687,100.00	0	0	0	0
MOOE		0	9,687,100.00	9,687,100.00	0	716,100.00	0	8,971,000.00	9,687,100.00	0	2,539,967.39	4,458,300.61	2,688,832.00	9,687,100.00	0	2,539,967.39	4,458,300.61	2,688,832.00	9,687,100.00	0	0	0	0
PROFESSIONAL REGULATION PROGRAM		0	1,207,194.13	1,207,194.13	0	1,207,194.13	0	0	1,207,194.13	0	623,860.58	487,188.03	96,145.52	1,207,194.13	0	487,196.88	623,851.73	96,145.52	1,207,194.13	0	0	0	0
Administrative investigations, hearings and decisions on complaints against professionals and illegal practitioners	310200100001000	0	65,692.94	65,692.94	0	65,692.94	0	0	65,692.94	0	30,003.70	30,351.65	5,337.59	65,692.94	0	8,760.00	51,595.35	5,337.59	65,692.94	0	0	0	0
MOOE		0	65,692.94	65,692.94	0	65,692.94	0	0	65,692.94	0	30,003.70	30,351.65	5,337.59	65,692.94	0	8,760.00	51,595.35	5,337.59	65,692.94	0	0	0	0
Inspection of institutions and industrial establishments, and accreditation of professional organizations, firms and partnerships for the practice of professions, specialty societies and organizations	310200100002000	0	353,113.24	353,113.24	0	353,113.24	0	0	353,113.24	0	144,522.12	117,783.19	90,807.93	353,113.24	0	144,522.12	117,783.19	90,807.93	353,113.24	0	0	0	0
MOOE		0	353,113.24	353,113.24	0	353,113.24	0	0	353,113.24	0	144,522.12	117,783.19	90,807.93	353,113.24	0	144,522.12	117,783.19	90,807.93	353,113.24	0	0	0	0
Issuance to initial registrants of professional identification cards and registration certificates	310200100003000	0	441,682.50	441,682.50	0	441,682.50	0	0	441,682.50	0	104,819.76	336,862.74	0	441,682.50	0	34,099.76	407,582.74	0	441,682.50	0	0	0	0
MOOE		0	441,682.50	441,682.50	0	441,682.50	0	0	441,682.50	0	104,819.76	336,862.74	0	441,682.50	0	34,099.76	407,582.74	0	441,682.50	0	0	0	0
Renewal of professional identification cards	310200100004000	0	346,705.45	346,705.45	0	346,705.45	0	0	346,705.45	0	344,515.00	2,190.45	0	346,705.45	0	299,815.00	46,890.45	0	346,705.45	0	0	0	0
MOOE		0	346,705.45	346,705.45	0	346,705.45	0	0	346,705.45	0	344,515.00	2,190.45	0	346,705.45	0	299,815.00	46,890.45	0	346,705.45	0	0	0	0
PROFESSIONAL DATABASE MANAGEMENT PROGRAM		0	324,220.00	324,220.00	0	324,220.00	0	0	324,220.00	0	248,220.00	0	76,000.00	324,220.00	0	248,220.00	0	76,000.00	324,220.00	0	0	0	0
Computerization of licensure examination processes and regulation services	310300100001000	0	324,220.00	324,220.00	0	324,220.00	0	0	324,220.00	0	248,220.00	0	76,000.00	324,220.00	0	248,220.00	0	76,000.00	324,220.00	0	0	0	0

Department : Department of Labor and Employment (DOLE)
Agency/Entity : Professional Regulation Commission
Operating Unit : Regional Office - VI
Organization Code (UACS) : 16 008 0300006
Fund Cluster : 01 Regular Agency Fund
(e.g. UACS Fund Cluster: 01-Regular Agency Fund, 02-Foreign Assisted Projects Fund, 03-Special Account-Locally Funded/Domestic Grants Fund, and 04-Special Account-Foreign Assisted/Foreign Grants Fund)


	Current Year Appropriations
	Supplemental Appropriations
X	Continuing Appropriations

Particulars	UACS CODE	Appropriations			Allotments			Current Year Obligations							Current Year Disbursements					Balances			
		Authorized Appropriations	Adjustments (Transfer To/From, Realignment)	Adjusted Appropriations	Allotments Received	Adjustments (Withdrawal, Realignment)	Transfer To	Transfer From	Adjusted Total Allotments	1st Quarter Ending March 31	2nd Quarter Ending June 30	3rd Quarter Ending September 30	4th Quarter Ending December 31	TOTAL	1st Quarter Ending March 31	2nd Quarter Ending June 30	3rd Quarter Ending September 30	4th Quarter Ending December 31	TOTAL	Unreleased Appropriations	Unobligated Allotments	Unpaid Obligations (15-20)=(23+24)	
																						Due and Demandable	Not Yet Due and Demandable
1	2	3	4	5=(3+4)	6	7	8	9	10=[(6+7)-8+9]	11	12	13	14	15=[(11+12+13+14)]	16	17	18	19	20=(16+17+18+19)	21=(5-10)	22=(10-15)	23	24
MOOE		0	324,220.00	324,220.00	0	324,220.00	0	0	324,220.00	0	248,220.00	0	76,000.00	324,220.00	0	248,220.00	0	76,000.00	324,220.00	0	0	0	0
Sub-Total, Operations		0	14,914,299.10	14,914,299.10	0	5,943,299.10	0	8,971,000.00	14,914,299.10	78,974.44	7,028,858.50	4,945,488.64	2,860,977.52	14,914,299.10	78,974.44	6,892,194.80	5,082,152.34	2,860,977.52	14,914,299.10	0	0	0	0
PS		0	0	0	0	0	0	0	0	0	0	0	0	0	0	0	0	0	0	0	0	0	0
MOOE		0	14,914,299.10	14,914,299.10	0	5,943,299.10	0	8,971,000.00	14,914,299.10	78,974.44	7,028,858.50	4,945,488.64	2,860,977.52	14,914,299.10	78,974.44	6,892,194.80	5,082,152.34	2,860,977.52	14,914,299.10	0	0	0	0
FinEx (If Applicable)		0	0	0	0	0	0	0	0	0	0	0	0	0	0	0	0	0	0	0	0	0	0
CO		0	0	0	0	0	0	0	0	0	0	0	0	0	0	0	0	0	0	0	0	0	0
GRAND TOTAL		0	16,668,397.80	16,668,397.80	0	7,697,397.80	0	8,971,000.00	16,668,397.80	78,974.44	7,616,684.62	5,863,167.21	3,109,571.53	16,668,397.80	78,974.44	7,381,521.38	6,098,330.45	3,109,571.53	16,668,397.80	0	0	0	0
PS		0	0	0	0	0	0	0	0	0	0	0	0	0	0	0	0	0	0	0	0	0	0
MOOE		0	16,668,397.80	16,668,397.80	0	7,697,397.80	0	8,971,000.00	16,668,397.80	78,974.44	7,616,684.62	5,863,167.21	3,109,571.53	16,668,397.80	78,974.44	7,381,521.38	6,098,330.45	3,109,571.53	16,668,397.80	0	0	0	0
FinEx (If Applicable)		0	0	0	0	0	0	0	0	0	0	0	0	0	0	0	0	0	0	0	0	0	0
CO		0	0	0	0	0	0	0	0	0	0	0	0	0	0	0	0	0	0	0	0	0	0

Certified Correct:


FLOYD P. ALAGBAN
Budget Officer
Date: 2023-01-27 15:19:54


Certified Correct:


RONALYN C. GALLEGO
Accountant
Date: 2023-01-27 15:19:54

Recommending Approval:


LOEL L. MAMON
OIC-Chief Administrative Officer
Date: 2023-01-27 16:01:56

Approved By:


ROMEL B. BALISANG
Regional Director
Date: 2023-01-27 16:07:32